SPYRA

PRZEWODY HAMULCOWE METALE KOLOROWE

KATALOG

**TRÓJNIKÓW, ŁĄCZNIKÓW,
REDUKCJI, ŁĄCZNIKÓW RUR I BARYŁEK,
ŁĄCZNIKÓW WYSPRZĘGLIKA I WYSPRZĘGLIKA,
ODPOWIETRZNIKÓW, ZŁĄCZEK, EMULATORÓW,
ŚRUB DO PRZEWODÓW ELASTYCZNYCH,
FILTRÓW DO GAZU, PRZEJŚĆ DO TANKOWANIA GAZU,
NARZĘDZIA, RURKI W ZWOJACH**

PRZEMYSŁOWY INSTYTUT MOTORYZACJI
JEDNOSTKA CERTYFIKUJĄCA WYROBY - OŚRODEK JAKOŚCI

PIMOT

PCA
POLSKIE CENTRUM AKREDYTACJI
CERTYFIKACJA WYROBÓW
AC 001

CERTYFIKAT Nr CW/3/15

uprawniający do oznaczania wyrobu znakiem zgodności PIMOT

(udzielony wg programu certyfikacji CW typ systemu NCW wg PN-EN ISO/IEC 17067:2014)

Nazwa i adres posiadacza certyfikatu:	SPYRA "PRZEWODY HAMULCOWE I METALE KOLOROWE" SPÓŁKA JAWNA ul. Karola Miarki 33A 41-407 Imielin
Nazwa i adres producenta wyrobu:	SPYRA "PRZEWODY HAMULCOWE I METALE KOLOROWE" SPÓŁKA JAWNA ul. Karola Miarki 33A 41-407 Imielin
Nazwa wyrobu:	Przewody hamulcowe z rur miedzianych
Typ (odmiany):	Według katalogu wyrobów edycja z dn. 01.08.2015 r.
Wyrób spełnia wymagania zawarte w:	BN-90/3617-09
Zgodnie ze sprawozdaniem z badań wykonanym przez:	Przemysłowy Instytut Motoryzacji
Numer sprawozdania:	BZS/M.038.15C
Data:	31-08-2015

Prawo do oznaczania w okresie od **06-11-2015** do **05-11-2018** dotyczy wyłącznie egzemplarzy wyrobu posiadających identyczne właściwości (parametry) jak przedstawiony do badań wzór (wzory) i odpowiadających wymaganiom określonym powyżej.

KIEROWNIK OŚRODKA JAKOŚCI
mgr inż. Roman Nadrowski

PRZEMYSŁOWY INSTYTUT MOTORYZACJI

DYREKTOR
dr inż. Andrzej Muszyński
prof. PIMOT

Warszawa, dn. 06-11-2015

PIMOT, ul. Jagiellońska 55, 03-301Warszawa

Spis treści

LISTA STOSOWANYCH TRÓJNIKÓW, ŁĄCZNIKÓW, REDUKCJI 3
LIST OF T-CONNECTORS, CONNECTORS AND REDUCTORS
СПИСОК ПРИМЕНЯЕМЫХ ТРОЙНИКОВ, ПЕРЕХОДНИКОВ, РЕДУКТОРОВ

ODPOWIETRZNIKI 34
BLEEDER SCREWS
ШТУЦЕРЫ ПРОКАЧКИ

LISTA STOSOWANYCH ZŁĄCZEK 40
LIST OF NIPPLES
СПИСОК ПРИМЕНЯЕМЫХ НАКОНЕЧНИКОВ / СОЕДИНИТЕЛЕЙ

LISTA STOSOWANYCH ŚRUB PRZEWODU ELASTYCZNEGO 49
LIST OF SCREWS AND BOLTS FOR FLEXIBLE PIPES
СПИСОК ПРИМЕНЯЕМЫХ БОЛТОВ И ВИНТОВ ДЛЯ ГИБКИХ ТРУБОПРОВОДОВ

NARZĘDZIA 51
BRAKE PIPE FLARING TOOLS
ИНСТРУМЕНТЫ

RURKA W ZWOJACH 52
BRAKE PIPES IN COILS
ТОРМОЗНЫЕ ТРУБКИ В БУХТАХ

wydanie II

LISTA STOSOWANYCH TRÓJNIKÓW, ŁĄCZNIKÓW, REDUKCJI

LIST OF T-CONNECTORS, CONNECTORS AND REDUCTORS

СПИСОК ПРИМЕНЯЕМЫХ ТРОЙНИКОВ, ПЕРЕХОДНИКОВ, РЕДУКТОРОВ

kod Imielin	nazwa		
83 - 1	Trójnik M 10 x 1 SF		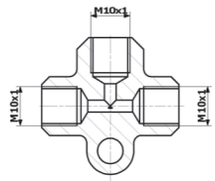
83 - 2	Trójnik M 10 x 1.25 SF		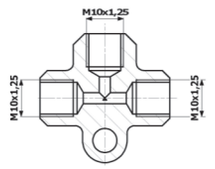
83 - 3	Trójnik M 10 x 1 DF		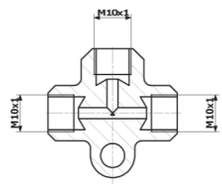
83 - 4	Trójnik 3,/8" x 24 SF		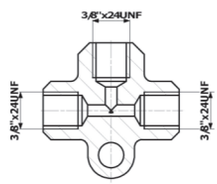
83 - 5	Trójnik 3/8" x 24 DF		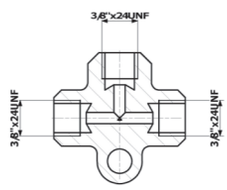
83 - 6	Trójnik 10 x 1,25 DF		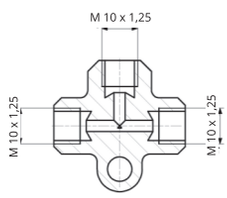
84 - 1	Łącznik wew M 10 x 1 SF + wew M 10 x 1 SF		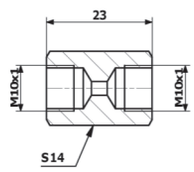
84 - 2	Łącznik wew M 10 x 1.25 SF + wew M 10 x 1.25 SF		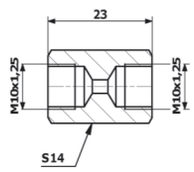

LISTA STOSOWANYCH TRÓJNIKÓW, ŁĄCZNIKÓW, REDUKCJI

LIST OF T-CONNECTORS, CONNECTORS AND REDUCTORS

СПИСОК ПРИМЕНЯЕМЫХ ТРОЙНИКОВ, ПЕРЕХОДНИКОВ, РЕДУКТОРОВ

kod Imielin	nazwa		
84 - 3	Łącznik wew M 10 x 1.25 SF + wew M 10 x 1 SF		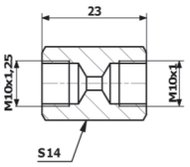
84 - 4	Łącznik wew M 10 x 1 DF + wew M 10 x 1 DF		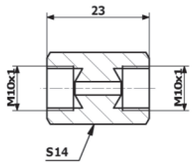
84 - 5	Łącznik wew M 10 x 1 SF + wew M 10 x 1 DF		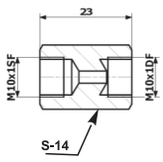
84 - 6	Łącznik wew M 3/8" x 24 UNF SF + wew M 3/8" x 24 UNF SF		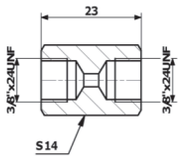
84 - 7	Łącznik wew M 3/8" x 24 UNF DF + wew M 3/8" x 24 UNF DF		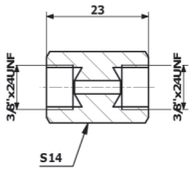
84 - 8	Łącznik wew M 7/16" x 20 UNF SF + wew M 7/16" x 20 UNF SF		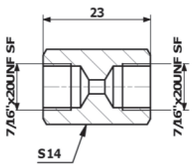
84 - 9	Łącznik wew M 7/16" x 24 UNF SF + wew M 7/16" x 24 UNF SF		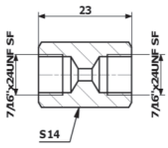
84 - 10	Łącznik wew M 10 x 1,5 SF + wew M 10 x 1,5 SF		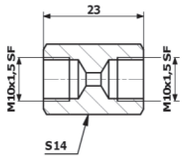

LISTA STOSOWANYCH TRÓJNIKÓW, ŁĄCZNIKÓW, REDUKCJI

LIST OF T-CONNECTORS, CONNECTORS AND REDUCTORS

СПИСОК ПРИМЕНЯЕМЫХ ТРОЙНИКОВ, ПЕРЕХОДНИКОВ, РЕДУКТОРОВ

kod Imielin	nazwa		
84 - 11	Łącznik wew M 10 x 1,5 SF + wew M 10 x 1 SF		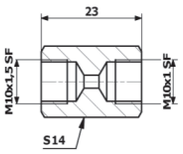
84 - 12	Łącznik wew 10 x 1 SF + wew 3/8" x 24 DF		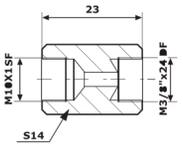
84 - 13	Łącznik wew 7/16"24 UNF DF + wew 7/16"x 24 UNF DF		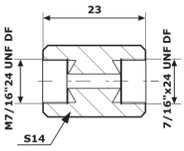
84 - 14	Łącznik wew 7/16" x 20 UNF DF + wew 7/16"x 20 UNF DF		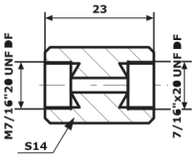
84 - 15	Łącznik wew. 10x1 SF wew. 3/8"x24 SF		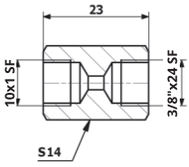
84-16	Łącznik wew. 10x1 SF wew. 7/16x20 SF		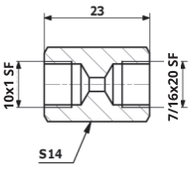
84-17	Łącznik wew. 10x1 SF wew. 7/16x20 DF		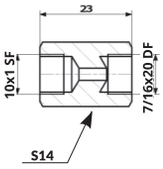
84-18	Łącznik wew. 10x1 SFwew. 7/16" x24 SF		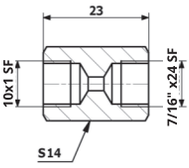

LISTA STOSOWANYCH TRÓJNIKÓW, ŁĄCZNIKÓW, REDUKCJI

LIST OF T-CONNECTORS, CONNECTORS AND REDUCTORS

СПИСОК ПРИМЕНЯЕМЫХ ТРОЙНИКОВ, ПЕРЕХОДНИКОВ, РЕДУКТОРОВ

kod Imielin	nazwa		
84-19	Łącznik wew 10x1 SF + wew 7/16"x24 DF		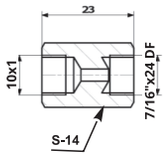
85 - 1	Łącznik wew M 12 x 1 SF + wew M 12 x 1 SF		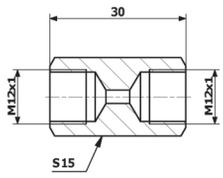
85 - 2	Łącznik wew M 12 x 1 SF + wew M 10 x 1 SF		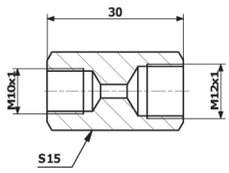
85 - 3	Łącznik wew M 12 x 1 SF + wew M 10 x 1.25 SF		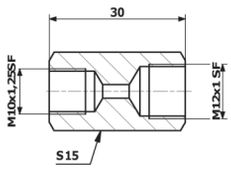
85 - 4	Łącznik wew M 12 x 1 SF + wew M 12 x 1.25 SF		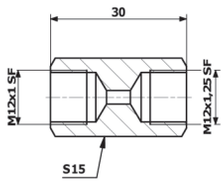
85 - 5	Łącznik wew 12 x 1 SF + wew M 12 x 1.5 SF		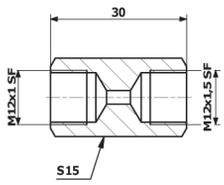
85 - 6	Łącznik wew 12 x 1.25 SF + wew M 10 x 1 SF		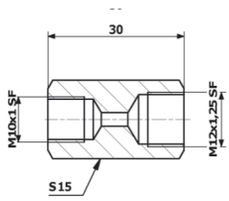
85 - 7	Łącznik wew 12 x 1,25 SF + wew M 10 x 1,25 SF		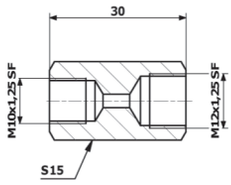

LISTA STOSOWANYCH TRÓJNIKÓW, ŁĄCZNIKÓW, REDUKCJI

LIST OF T-CONNECTORS, CONNECTORS AND REDUCTORS

СПИСОК ПРИМЕНЯЕМЫХ ТРОЙНИКОВ, ПЕРЕХОДНИКОВ, РЕДУКТОРОВ

kod Imielin	nazwa		
85-8	Łącznik wew 12x1 SF + wew 3/8"x20 SF		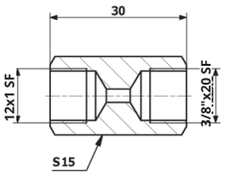
85 - 9	Łącznik wew 12 x 1.25 SF + wew M 12 x 1.5 SF		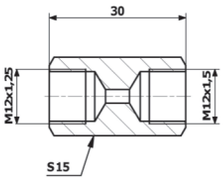
85 - 10	Łącznik wew 7/16"x20 SF + wew 12x1,25 SF		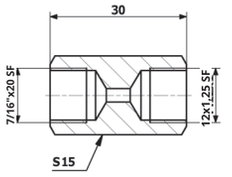
85 - 11	Łącznik wew M 12 x 1 DF + wew M 12 x 1 DF		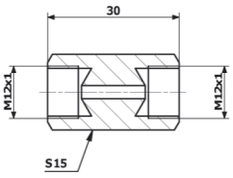
85 - 12	Łącznik wew 1/2" x 20 SF + wew 1/2" x 20 SF		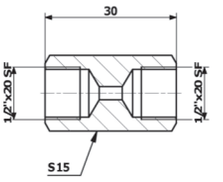
85 - 13	Łącznik wew 12 x 1.5 SF + wew M 12 x 1.5 SF		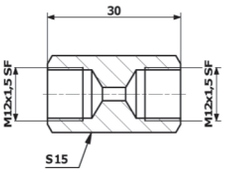
85 - 14	Łącznik wew 12 x 1.25 SF + wew 12 x 1.25 SF		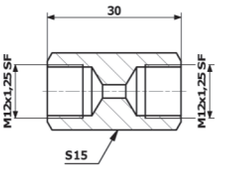
85 - 15	Łącznik wew 14 x 1.5 SF + wew 14 x 1.5 SF		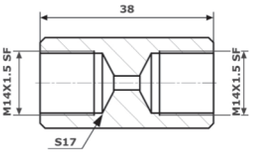

LISTA STOSOWANYCH TRÓJNIKÓW, ŁĄCZNIKÓW, REDUKCJI

LIST OF T-CONNECTORS, CONNECTORS AND REDUCTORS

СПИСОК ПРИМЕНЯЕМЫХ ТРОЙНИКОВ, ПЕРЕХОДНИКОВ, РЕДУКТОРОВ

kod Imielin	nazwa		
86 - 1	Trójnik M 12 x 1 SF		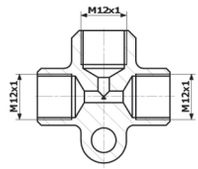
86 - 2	Czwórnik M 10 x 1 DF		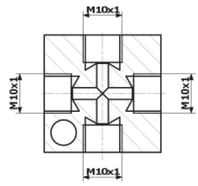
86 - 3	Łącznik Cinquecento, Seicento SFF		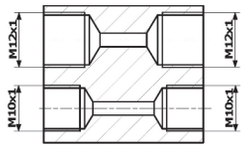
86 - 4	Czwórnik M 10 x 1 SF		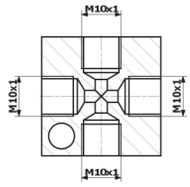
86 - 5	Czwórnik M 12 x 1 SF		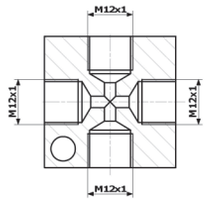
86 - 6	Trójnik M 12 x 1 DF		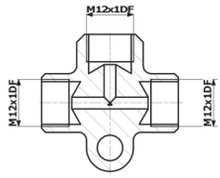
86 - 7	Trójnik 7/16 x 24 UNF SF		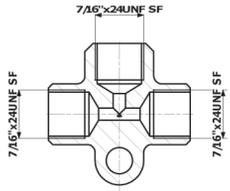
86 - 8	Trójnik 7/16 x 20 UNF SF		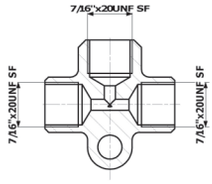

LISTA STOSOWANYCH TRÓJNIKÓW, ŁĄCZNIKÓW, REDUKCJI

LIST OF T-CONNECTORS, CONNECTORS AND REDUCTORS

СПИСОК ПРИМЕНЯЕМЫХ ТРОЙНИКОВ, ПЕРЕХОДНИКОВ, РЕДУКТОРОВ

kod Imielin	nazwa		
86 - 9	Trójnik 7/16"x20 DF		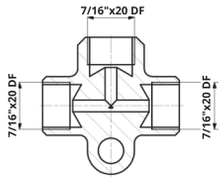
86 - 10	Trójnik 7/16" x 24 UNF DF		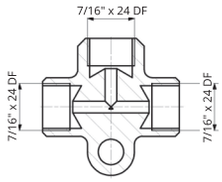
87 - 1	Łącznik wew. M 10 x 1 SF, zew M 10 x 1.25 SF		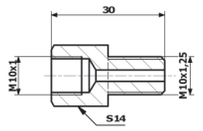
87 - 2	Łącznik wew. M 10 x 1.25 SF, zew M 10 x 1 SF		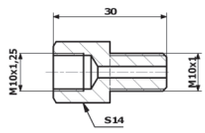
87 - 3	Łącznik wew. M 10 x 1 SF, zew M 10 x 1 SF		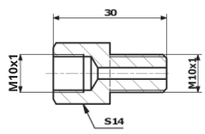
87 - 4	Łącznik wew. M 10 x 1.25 SF, zew M 10 x 1.25 SF		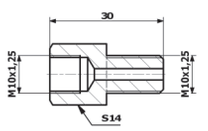
87 - 5	Łącznik wew. 10 x 1.5 SF, zew 10 x 1.5 SF		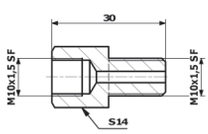
87 - 6	Łącznik wew. M 10 x 1.25 SF, zew M 10 x 1.5 SF		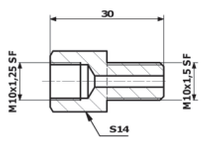

LISTA STOSOWANYCH TRÓJNIKÓW, ŁĄCZNIKÓW, REDUKCJI

LIST OF T-CONNECTORS, CONNECTORS AND REDUCTORS

СПИСОК ПРИМЕНЯЕМЫХ ТРОЙНИКОВ, ПЕРЕХОДНИКОВ, РЕДУКТОРОВ

kod Imielin	nazwa		
87 - 7	Łącznik	wew. 10 x 1 SF, zew 10 x 1.5 SF	 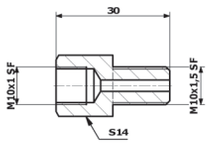
87 - 8	Łącznik	wew. 10 x 1 SF, zew 3/8" x 24 DF	 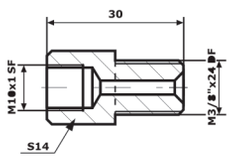
87 - 9	Łącznik	wew. 3/8" x 24 SF, zew 10 x 1 SF	 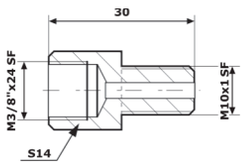
87 - 10	Łącznik	wew. 10 x 1.25 SF, zew 3/8" x 24 DF	 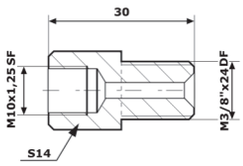
87 - 11	Łącznik	wew. 10 x 1 DF, zew 3/8" x 24 SF	 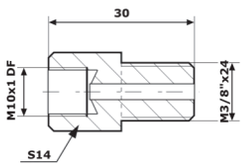
87 - 12	Łącznik	wew. 3/8" x 24 DF, zew 7/16" x 24 DF	 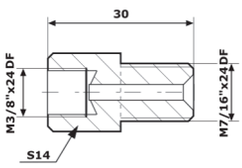
87 - 13	Łącznik	wew. 7/16" x 24 DF, zew 3/8" x 24 DF	 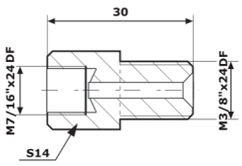
87 - 14	Łącznik	wew. 10 x 1 SF, zew 10 x 1 SF z oringiem	 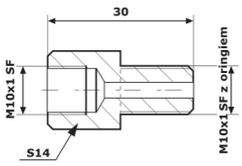

LISTA STOSOWANYCH TRÓJNIKÓW, ŁĄCZNIKÓW, REDUKCJI

LIST OF T-CONNECTORS, CONNECTORS AND REDUCTORS

СПИСОК ПРИМЕНЯЕМЫХ ТРОЙНИКОВ, ПЕРЕХОДНИКОВ, РЕДУКТОРОВ

kod Imielin	nazwa		
87 - 15	Łącznik	wew. 3/8" x 24 DF, zew 10 x 1 SF	 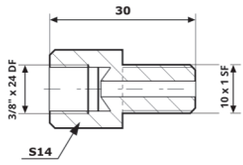
87 - 16	Łącznik	wew. 10 x 1 DF, zew 7/16 x 24 DF	 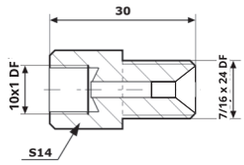
87 - 17	Łącznik	wew. 7/16" x 24 DF, zew 10 x 1 SF	 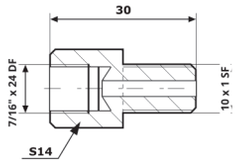
87 - 18	Łącznik	wew. 10 x 1 SF, zew 7/16 x 20 DF	 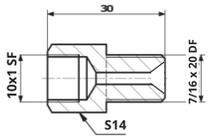
87 - 19	Łącznik	wew. 7/16 x 20 DF, zew 10 x 1 SF	 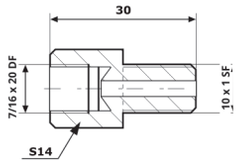
88 - 1	Łącznik	wew. M 12 x 1 SF, zew M 12 x 1 SF	 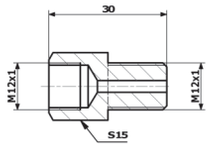
88 - 2	Łącznik	wew. M 12 x 1 SF, zew M 10 x 1 SF	 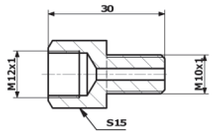
88 - 3	Łącznik	wew. M 10 x 1 SF, zew M 12 x 1 SF	 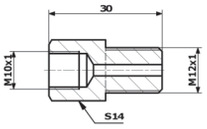

LISTA STOSOWANYCH TRÓJNIKÓW, ŁĄCZNIKÓW, REDUKCJI

LIST OF T-CONNECTORS, CONNECTORS AND REDUCTORS

СПИСОК ПРИМЕНЯЕМЫХ ТРОЙНИКОВ, ПЕРЕХОДНИКОВ, РЕДУКТОРОВ

kod Imielin	nazwa		
88 - 4	Łącznik wew. M 10 x 1.25 SF, zew M 12 x 1 SF		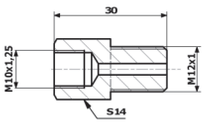
88 - 5	Łącznik wew. M 12 x 1 SF, zew M 10 x 1.25 SF		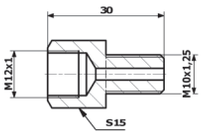
88 - 6	Łącznik wew. M 10 x 1 SF, zew M 10 x 1 DF		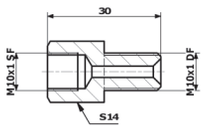
88 - 7	Łącznik wew. M 10 x 1 DF, zew M 10 x 1 SF		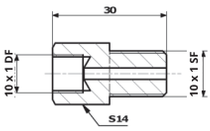
88 - 8	Łącznik wew. 10x1 SF zew. 12x1 DF		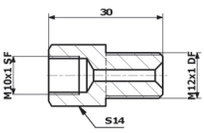
88 - 9	Łącznik wew. M 10 x 1 DF, zew M 12 x 1 SF		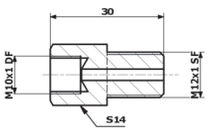
88 - 10	Łącznik wew. M 12 x 1 DF, zew M 10 x 1 SF		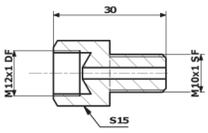
88 - 11	Łącznik wew. M 12 x 1 SF, zew M 10 x 1 DF		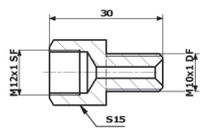

LISTA STOSOWANYCH TRÓJNIKÓW, ŁĄCZNIKÓW, REDUKCJI

LIST OF T-CONNECTORS, CONNECTORS AND REDUCTORS

СПИСОК ПРИМЕНЯЕМЫХ ТРОЙНИКОВ, ПЕРЕХОДНИКОВ, РЕДУКТОРОВ

kod Imielin	nazwa		
88 - 12	Łącznik wew. M 12 x 1 DF, zew M 10 x 1 DF		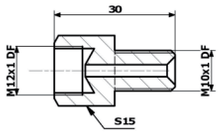
88 - 13	Łącznik wew. M 12 x 1 DF, zew M 12 x 1 SF		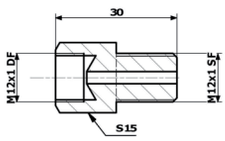
88 - 14	Łącznik wew. M 10 x 1 SF, zew M 12 x 1.25 SF		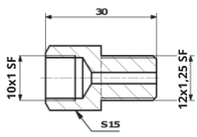
88 - 15	Łącznik wew. M 12 x 1.5 SF, zew M 12 x 1 SF		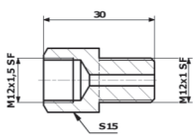
88 - 16	Łącznik wew. M 12 x 1 SF, zew M 12 x 1.25 SF		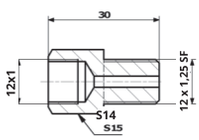
88 - 17	Łącznik wew. M 12 x 1.25 SF, zew M 12 x 1 SF		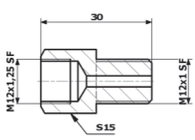
88 - 18	Łącznik wew. M 12 x 1 SF, zew M 12 x 1.5 SF		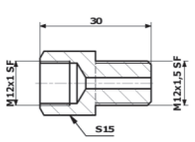
88 - 19	Łącznik wew. M 12 x 1.5 SF, zew M 10 x 1.5 SF		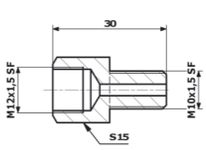

LISTA STOSOWANYCH TRÓJNIKÓW, ŁĄCZNIKÓW, REDUKCJI

LIST OF T-CONNECTORS, CONNECTORS AND REDUCTORS

СПИСОК ПРИМЕНЯЕМЫХ ТРОЙНИКОВ, ПЕРЕХОДНИКОВ, РЕДУКТОРОВ

kod Imielin	nazwa		
88 - 20	Łącznik	wew. M 12 x 1 DF, zew M 12 x 1 DF	 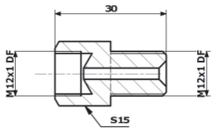
88 - 21	Łącznik	wew. M 12 x 1.25 SF, zew M 10 x 1 SF	 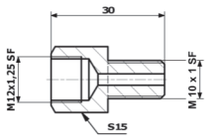
88 - 22	Łącznik	wew. M 12 x 1.25 SF, zew M 12 x 1.25 SF	 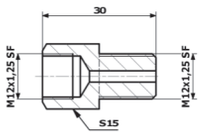
88 - 23	Łącznik	wew. M 12 x 1.25 SF, zew M 10 x 1.25 SF	 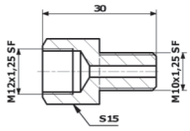
88 - 24	Łącznik	wew. M 10 x 1,25 SF, zew M 12 x 1.25 SF	 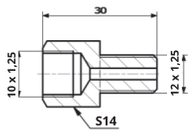
88 - 25	Łącznik	wew. M 10 x 1 DF, zew M 12 x 1 DF	 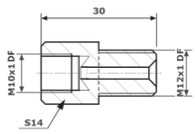
88 - 26	Łącznik	wew. M 10 x 1 SF, zew M 1/2" x 20 SF	 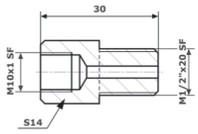
88 - 27	Łącznik	wew. M 12 x 1 SF, zew M 7/16" x 24 SF	 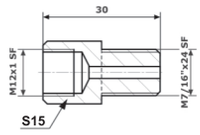

LISTA STOSOWANYCH TRÓJNIKÓW, ŁĄCZNIKÓW, REDUKCJI

LIST OF T-CONNECTORS, CONNECTORS AND REDUCTORS

СПИСОК ПРИМЕНЯЕМЫХ ТРОЙНИКОВ, ПЕРЕХОДНИКОВ, РЕДУКТОРОВ

kod Imielin	nazwa		
88 - 28	Łącznik wew. M 10 x 1 SF, zew M 7/16" x 24 SF		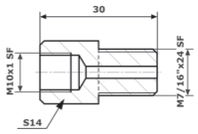
88 - 29	Łącznik wew. M 10 x 1 SF, zew M 7/16" x 20 SF		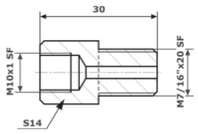
88 - 30	Łącznik wew. M 10 x 1 SF, zew M 3/8" x 24 SF		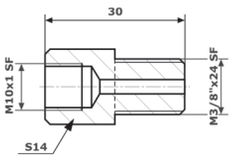
88 - 31	Łącznik wew. M 12 x 1 SF, zew M 12 x 1 z oringiem SF		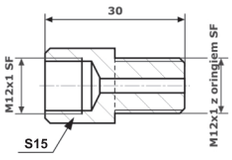
88 - 32	Łącznik wew. M 12 x 1 SF, zew M 12 x 1 z oringiem DF		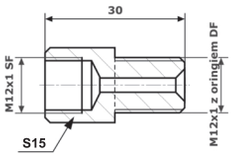
88 - 33	Łącznik wew. 10x1 zew. 12x1 /90 stopni		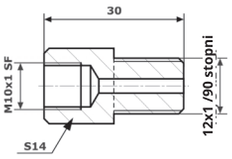
88 - 34	Łącznik wew. 12x1 SF zew. 12x1 DF		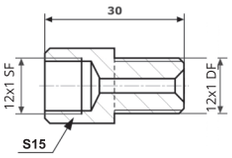
88 - 35	Łączxnik wew 1/2" x 20 DF zew 1/2" x 20 DF		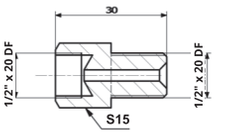

LISTA STOSOWANYCH TRÓJNIKÓW, ŁĄCZNIKÓW, REDUKCJI

LIST OF T-CONNECTORS, CONNECTORS AND REDUCTORS

СПИСОК ПРИМЕНЯЕМЫХ ТРОЙНИКОВ, ПЕРЕХОДНИКОВ, РЕДУКТОРОВ

kod Imielin	nazwa		
89 - 1	Łącznik zew. M 12 x 1 SF, zew M 12 x 1 SF		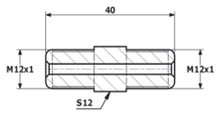
89 - 2	Łącznik zew. M 10 x 1 SF, zew M 10 x 1 SF		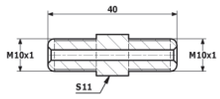
89 - 3	Łącznik zew. M 10 x 1 SF, zew M 10 x 1.25 SF		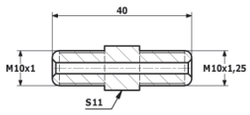
89 - 4	Łącznik zew. M 10 x 1.25 SF, zew M 10 x 1.25 SF		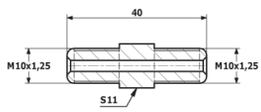
89 - 5	Łącznik zew. M 12 x 1 SF, zew M 10 x 1 SF		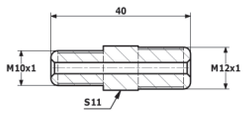
89 - 6	Łącznik zew. M 12 x 1 SF, zew M 10 x 1.25 SF		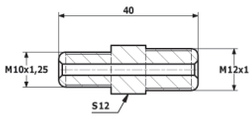
89 - 7	Łącznik zew. 3/8" x 24 UNF SF, zew 3/8" x 24 UNF SF		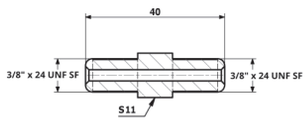
89 - 8	Łącznik zew. M 10 x 1 SF, zew M 10 x 1 DF		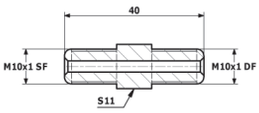

LISTA STOSOWANYCH TRÓJNIKÓW, ŁĄCZNIKÓW, REDUKCJI

LIST OF T-CONNECTORS, CONNECTORS AND REDUCTORS

СПИСОК ПРИМЕНЯЕМЫХ ТРОЙНИКОВ, ПЕРЕХОДНИКОВ, РЕДУКТОРОВ

kod Imielin	nazwa		
89 - 9	Łącznik zew. M 10 x 1.5 SF, zew M 10 x 1.5 SF		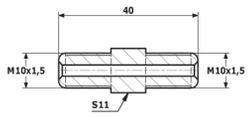
89 - 10	Łącznik zew. M 12 x 1.5 SF, zew M 12 x 1.5 SF		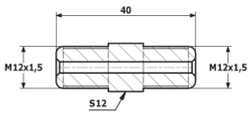
89 - 11	Łącznik zew. 10 x 1.5 SF, zew. 10 x 1 SF		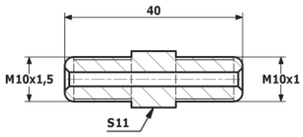
89 - 12	Łącznik zew. 12 x 1.5 SF, zew. M 10 x 1.25 SF		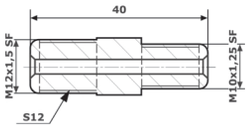
	ŁĄCZNIK WYSPRZĘGLIKA I WYSPRZĘGLIK CONNECTOR FOR CLUTCH OPERATION ПЕРЕХОДНИК / СОЕДИНИТЕЛЬ ПЕРЕВОДА СЦЕПЛЕНИЯ		
89 - 13	Łącznik wysprzęglika z pojedynczym oringiem		
89 - 14	Łącznik wysprzęglika z podwójnym oringiem		
89 - 15	Łącznik wysprzęglika opel z oringiem		

LISTA STOSOWANYCH TRÓJNIKÓW, ŁĄCZNIKÓW, REDUKCJI

LIST OF T-CONNECTORS, CONNECTORS AND REDUCTORS

СПИСОК ПРИМЕНЯЕМЫХ ТРОЙНИКОВ, ПЕРЕХОДНИКОВ, РЕДУКТОРОВ

kod Imielin	nazwa	
89 - 16	PRZEWÓD WYSPRZĘGLIKA zew 10 x 1	
89 - 17	Łącznik oczkowy - wew 10 x 1 SF - oczko 10	
89 - 18	Łącznik oczkowy -wew 12 x 1 SF - oczko 12	
	ŁĄCZNIK RUR MIEDZIANYCH I BARYŁKI CONNECTOR FOR COPPER PIPES AND BARRELS ПЕРЕХОДНИК / СОЕДИНИТЕЛЬ ДЛЯ МЕДНЫХ ТРУБОК И ВТУЛКИ	
90 - 1	Łącznik rur miedzianych fi 4,8	
90 - 2	Łącznik rur miedzianych fi 3,5	
90 - 3	Łącznik rur miedzianych fi 4,55	
90 - 4	Łącznik rur miedzianych fi 6,05	

LISTA STOSOWANYCH TRÓJNIKÓW, ŁĄCZNIKÓW, REDUKCJI

LIST OF T-CONNECTORS, CONNECTORS AND REDUCTORS

СПИСОК ПРИМЕНЯЕМЫХ ТРОЙНИКОВ, ПЕРЕХОДНИКОВ, РЕДУКТОРОВ

kod Imielin	nazwa	
90 - 5	Łącznik rur miedzianych fi 6,4	
90 - 6	Łącznik rur miedzianych fi 8,05	
90 - 7	Baryłka do rur fi 4,8	
90 - 8	Baryłka do rur fi 3,55	
90 - 9	Baryłka do rur fi 4,55	
90 - 10	Baryłka do rur fi 6,05	
90 - 11	Baryłka do rur fi 6,4	
90 - 12	Baryłka do rur fi 8,05	

kod Imielin	nazwa	
	EMULATORY SONDY LAMBDA LAMBDA PROBE EMULATORS ЭМУЛЯТОРЫ ЛЯМБДА ЗОНДА	
91-1	Emulator drugiej sondy lambda z otworem redukcyjnym d3 długość 51 mm (podkładka miedziana w komplecie)	
91-3	Emulator drugiej sondy lambda z otworem redukcyjnym d2 (podkładka miedziana w komplecie) mosiądz długość 40 mm	
91-4	Emulator drugiej sondy lambda z otworem redukcyjnym d4 (podkładka miedziana w komplecie mosiądz) długość 40 mm	
91-5	Emulator kątowy drugiej sondy lambda z otworem redukcyjnym d2 (podkładka miedziana w komplecie) mosiądz	
91-6	Emulator kątowy drugiej sondy lambda z otworem redukcyjnym d4 (podkładka miedziana w komplecie) mosiądz	
91-7	Emulator drugiej sondy lambda z otworem redukcyjnym d3 długość 51 mm	
91-8	Emulator drugiej sondy lambda z otworem redukcyjnym d13 długość 40 (podkładka miedziana w komplecie) mosiądz	

kod Imielin	nazwa	
91-9	mulator drugiej sondy lambda z otworem redukcyjnym d2, długości 40mm (podkładka miedziana w komplecie)	
91-10	Emulator drugiej sondy lambda z otworem redukcyjnym d4, długości 40mm (podkładka miedziana w komplecie)	
91-11	Emulator drugiej sondy lambda z otworem redukcyjnym d13, długości 40mm (podkładka miedziana w komplecie)	
91-12	Emulator drugiej sondy lambda z otworem redukcyjnym d2, długości 34mm (podkładka miedziana w komplecie)	
91-13	Emulator drugiej sondy lambda z otworem redukcyjnym d2, ndługości 40mm	
91-14	Emulator drugiej sondy lambda z otworem redukcyjnym d4, długości 40mm	
91-15	Emulator drugiej sondy lambda z otworem redukcyjnym d13, długości 40mm	
91-16	Emulator drugiej sondy lambda z otworem redukcyjnym d2, długości 34mm	
91-17	Emulator drugiej sondy lambda z otworem redukcyjnym d2, długości 34mm (podkładka miedziana w komplecie) mosiądz	

kod Imielin	nazwa
	PRZEJŚCIA DO TANKOWANIA GAZU
	FILLING POINT ADAPTERS LPG
	ПЕРЕХОДНИКИ / СОЕДИНИТЕЛИ ВЗУ, ОБЕЗСПЕЧИВАЮЩИЕ ПРОЦЕСС ЗАПРАВКИ
92-1	Adapter, przejście tankowania Holandia- Polska DISH krótk
92-2	Adapter, przejście tankowania Holandia- Polska, Włochy
92-3	Adapter, przejście tankowania Polska- Niemcy M10
92-4	Adapter, przejście tankowania Polska- Holandia M10
92-5	Adapter, przejście tankowania Polska- Holandia M10
92-6	Adapter, przejście tankowania Polska- Niemcy 80mm M10
92-7	Adapter, przejście tankowania Polska- Niemcy 60mm M10

kod Imielin	nazwa
93-1	Jednorazowy filtr fazy lotnej lpg i cng z wkładem Bibułowym (króćce 12mm)
93-2	Jednorazowy filtr fazy lotnej lpg i cng z wkładem Bibułowym (króćce 12mm)
93-3	Papierowy filtr tomasetto – faza ciekła, bez otworu, z Siatką wzmacniającą
93-4	Jednorazowy filtr fazy lotnej lpg i cng z wkładem Bibułowym i podwójnym wylotem (króćce 3x12mm)

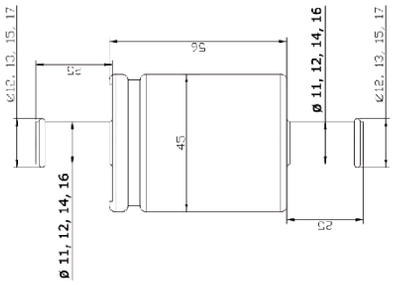

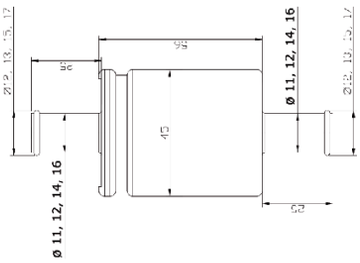

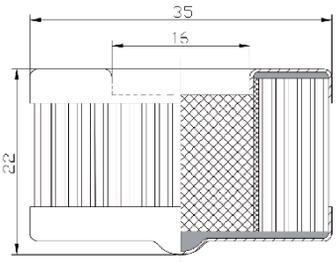

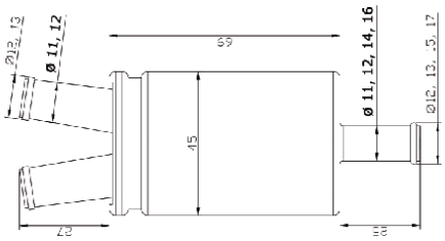

kod Imielin	nazwa	
93-5	Papierowy filtr lovato – faza ciekła, z siatką Wzmacniającą	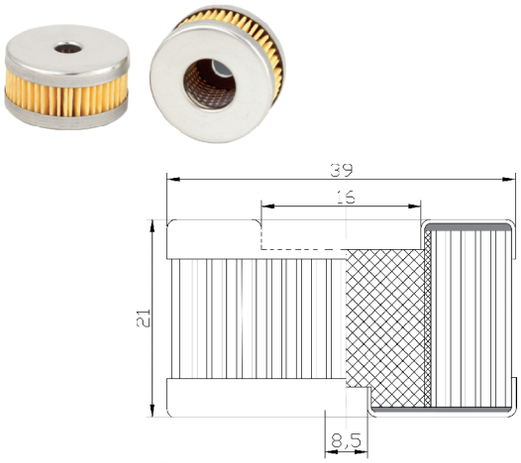
93-6	Filtr fazy lotnej lpg i cng z wymiennym wkładem Poliestrowym separującym olej i wodę	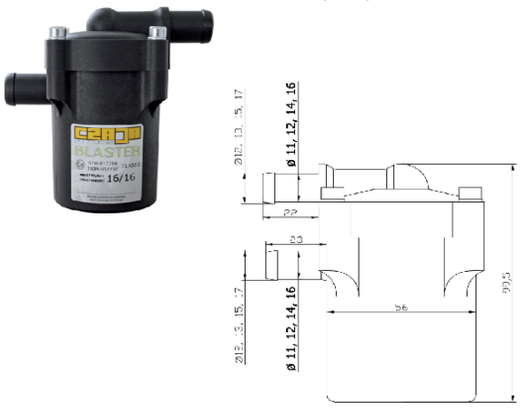
93-7	PAPIEROWY FILTR VALTEK – FAZA CIEKŁA Z O-RINGAMI	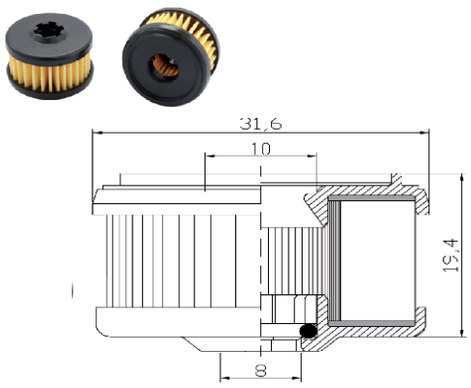
93-8	Papierowy filtr omb – faza ciekła, z siatką Wzmacniającą	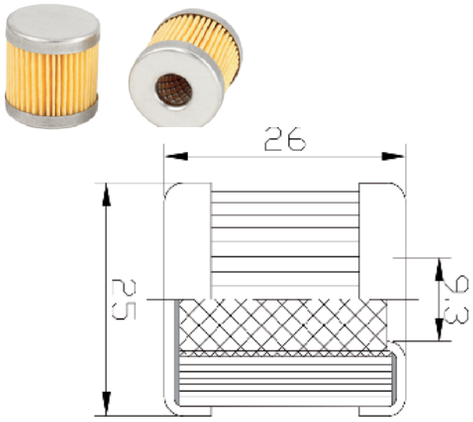

kod Imielin	nazwa
93-9	Jednorazowy filtr fazy lotnej lpg i cng z wkładem Bibułowym (króćce 11mm)
93-10	Jednorazowy filtr fazy lotnej lpg i cng z wkładem Bibułowym (króćce 14mm)
93-11	Jednorazowy filtr fazy lotnej lpg i cng z wkładem Bibułowym (króćce 16mm)
93-12	Jednorazowy filtr fazy lotnej lpg i cng z wkładem Bibułowym (króćce 11mm)

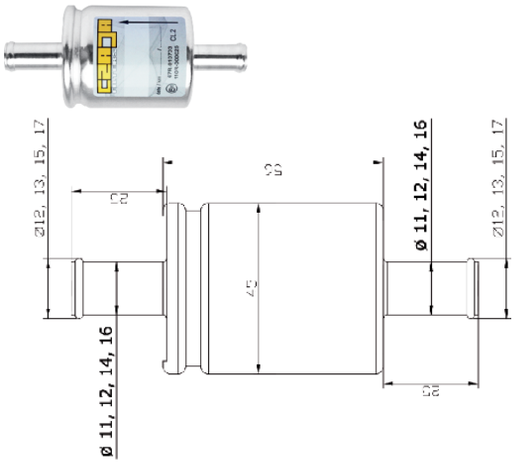

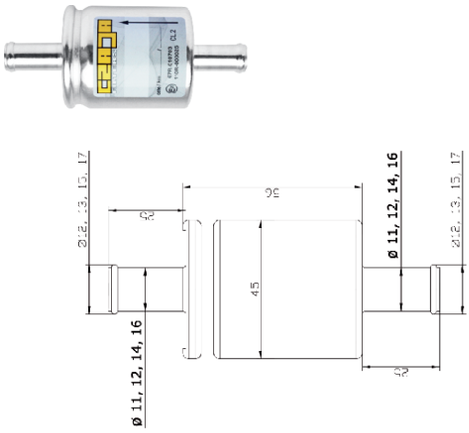

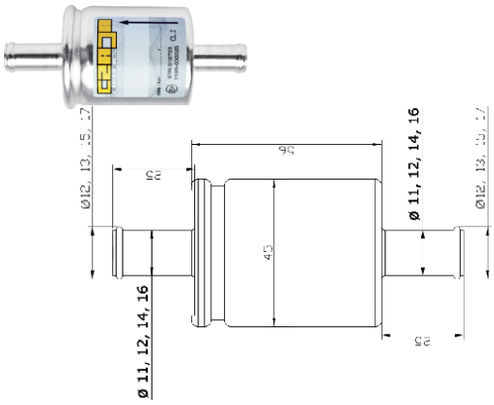

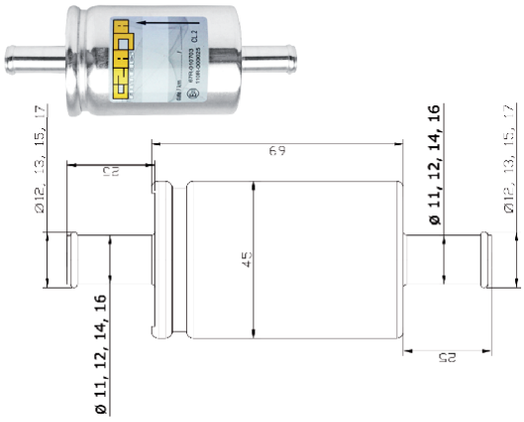

kod Imielin	nazwa	
93-13	Jednorazowy filtr fazy lotnej lpg i cng z wkładem Bibułowym (króćce 12mm)	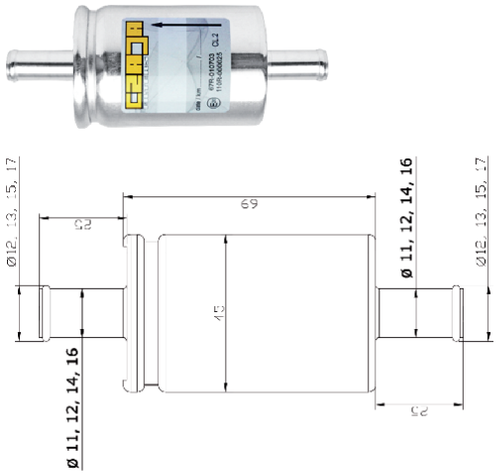
93-14	Jednorazowy filtr fazy lotnej lpg i cng z wkładem Bibułowym (króćce 14mm)	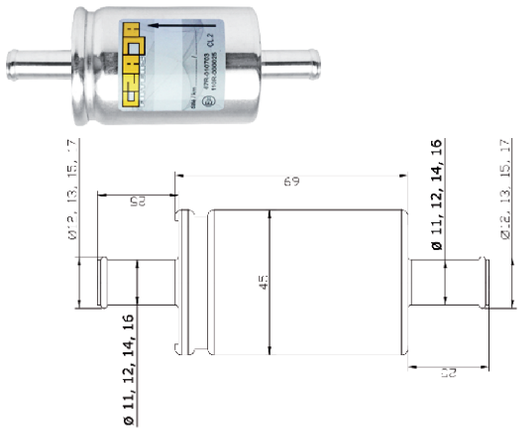
93-15	Jednorazowy filtr fazy lotnej lpg i cng z wkładem Bibułowym (króćce 16mm)	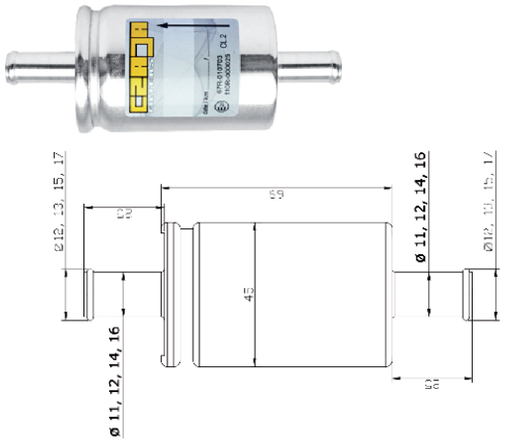
93-16	Jednorazowy filtr fazy lotnej lpg i cng z wkładem Bibułowym (króćce 12mm)	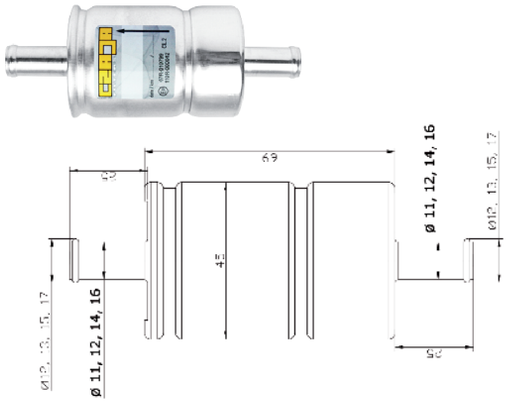

kod Imielin	nazwa	
93-17	Jednorazowy filtr fazy lotnej lpg i cng z wkładem Bibułowym (króćce 16/12mm)	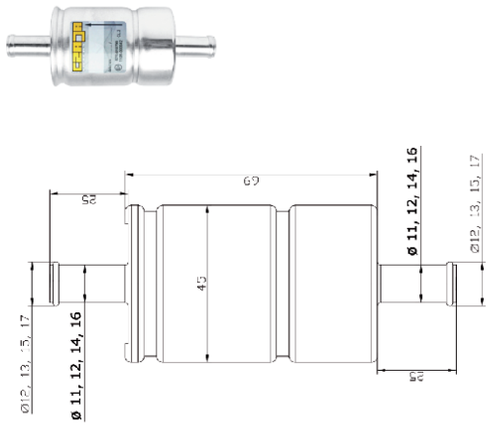
93-18	Jednorazowy filtr fazy lotnej lpg i cng z wkładem Bibułowym (króćce 12mm)	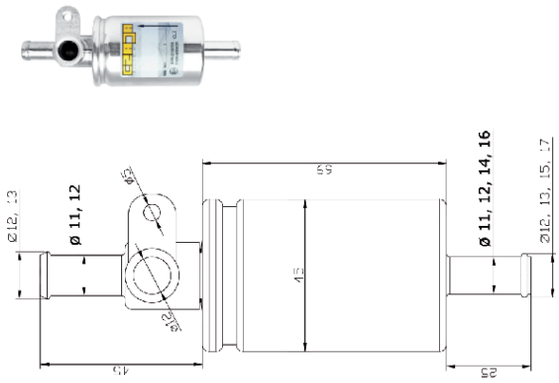
93-19	Jednorazowy filtr fazy lotnej lpg i cng z wkładem Bibułowym (króćce 12mm)	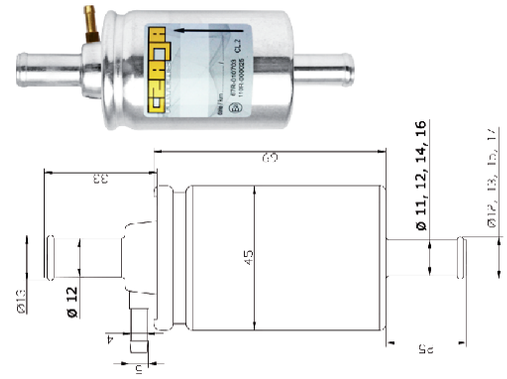
93-20	Jednorazowy filtr fazy lotnej lpg i cng z wkładem Bibułowym (króćce 12mm)	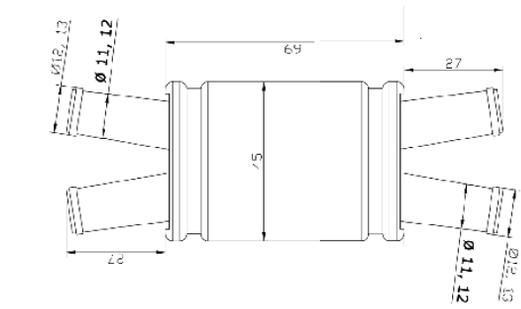

kod Imielin	nazwa
93-21	Jednorazowy filtr fazy lotnej lpg i cng z wkładem Bibułowym (puszkowy)
93-22	Papierowy filtr brc – faza ciekła
93-23	Papierowy filtr stefanelli– faza ciekła
93-24	Papierowy filtr tomasetto– faza ciekła

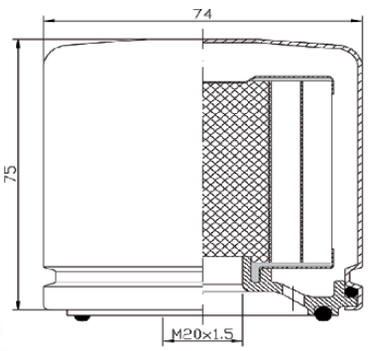

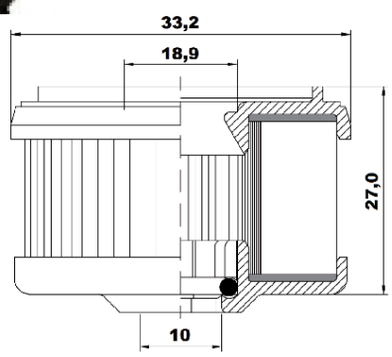

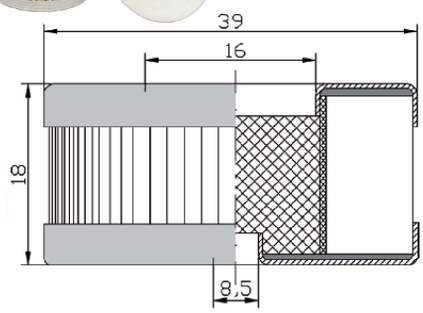

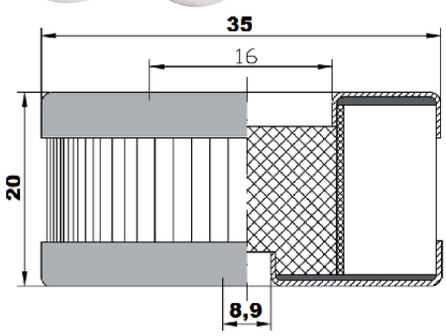

kod Imielin	nazwa
93-25	Papierowy filtr tomasetto– faza ciekła
93-26	Papierowy filtr tomasetto– faza ciekła
93-27	Papierowy filtr landirenzo– faza ciekła
93-28	Papierowy filtr lovato rgj24– faza ciekła

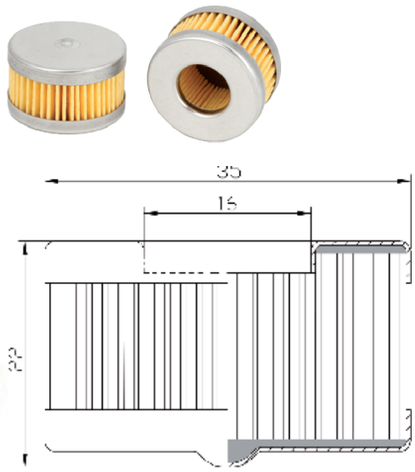

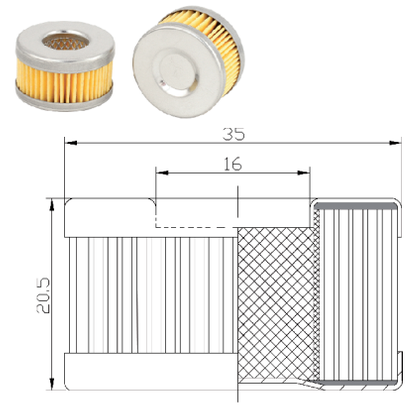

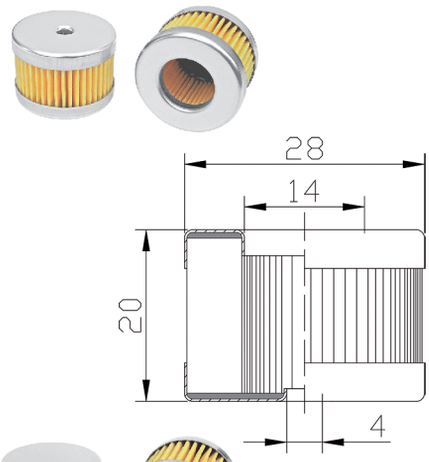

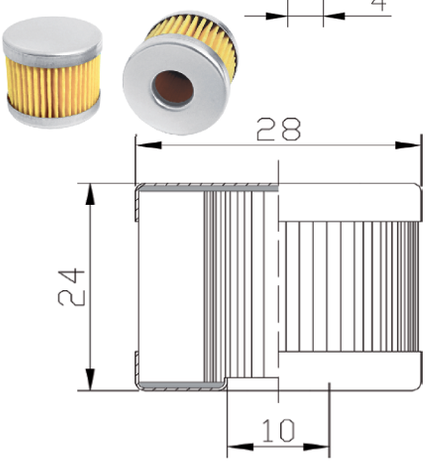

kod Imielin	nazwa
93-29	Papierowy filtr lovato rgj31– faza ciekła
93-30	Papierowy filtr lovato rgj50– faza ciekła
93-31	Poliestrowy filtr prins – faza lotna
93-32	Poliestrowy filtr brc – faza lotna

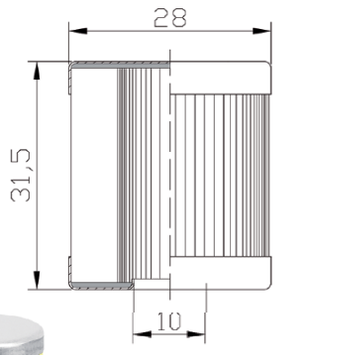



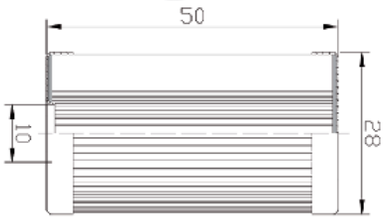

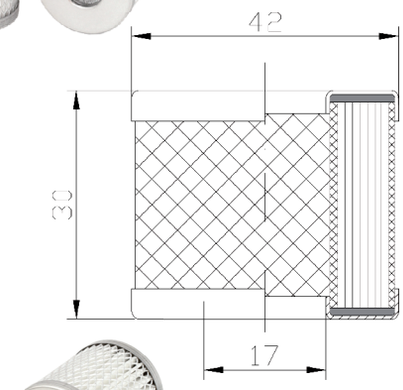



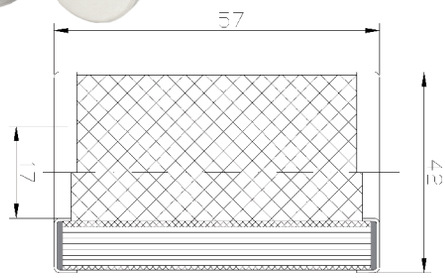

kod Imielin	nazwa
93-33	Poliestrowy filtr lovato – faza lotna
93-34	Poliestrowy filtr valtek – faza lotna
93-35	Poliestrowy filtr blaster – faza lotna
93-36	Papierowy filtr VALTEK - Faza ciekła

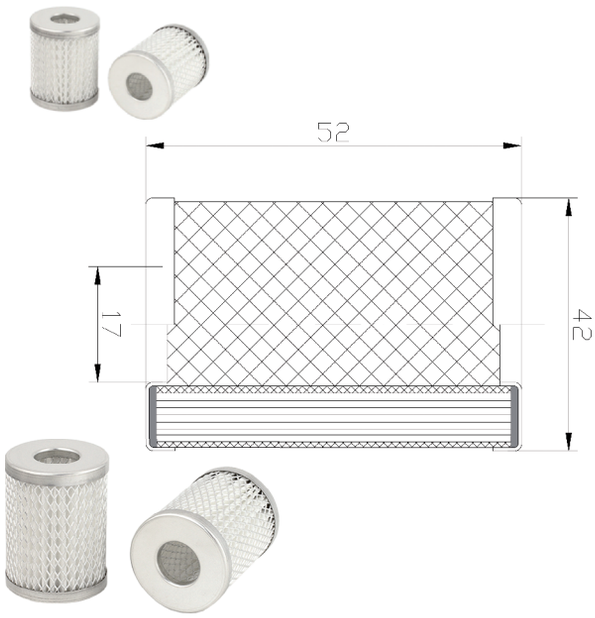

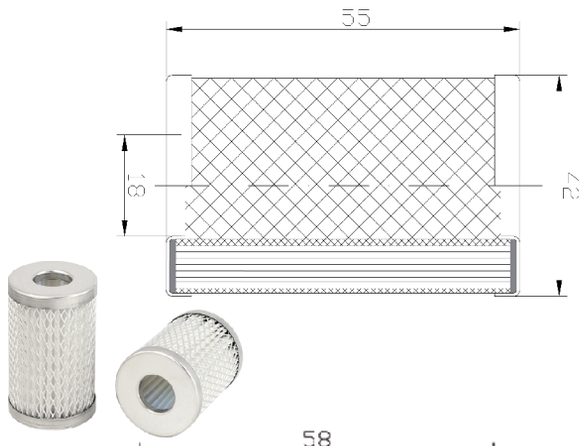

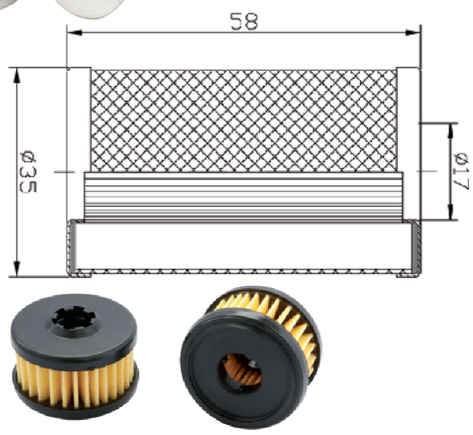

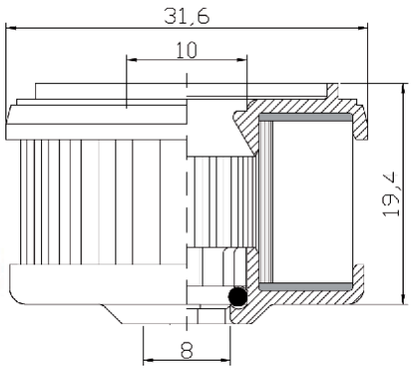

kod Imielin	nazwa	
93-37	Papierowy filtr tomasetto – faza ciekła, bez otworu, z siatką wzmacniającą z oringami	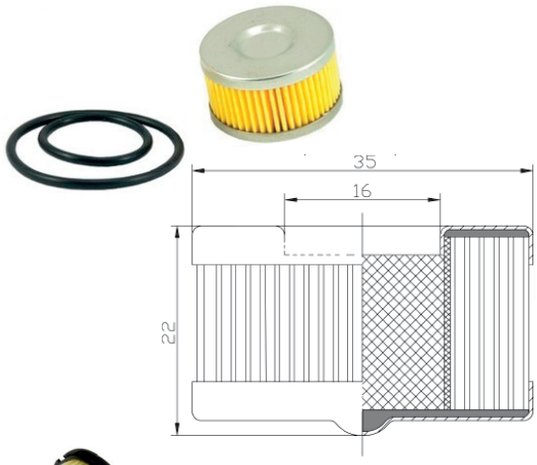
93-38	Papierowy filtr BRC – faza ciekła z oringami	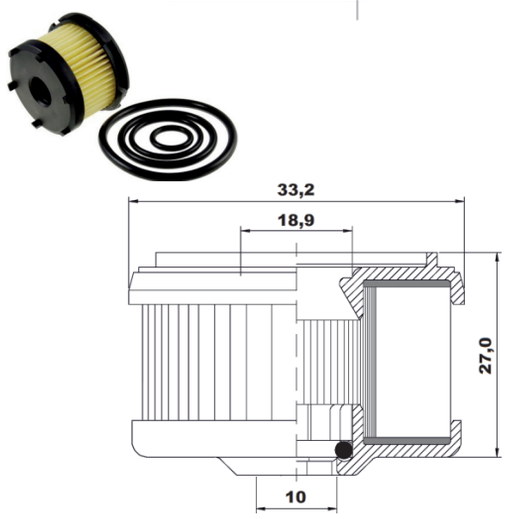
93-39	Papierowy filtr Iovato – faza ciekła, z siatką wzmacniającą z oringami	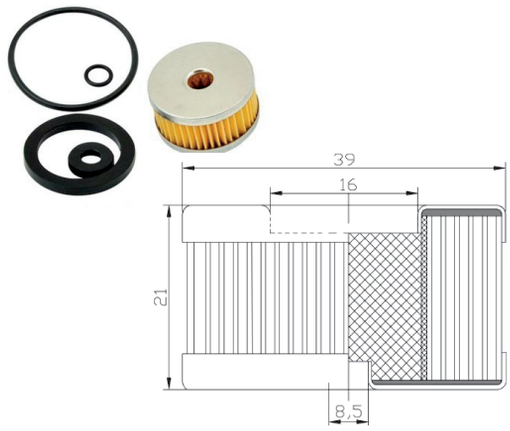
93-40	Papierowy filtr tomasetto– faza ciekła z oringami	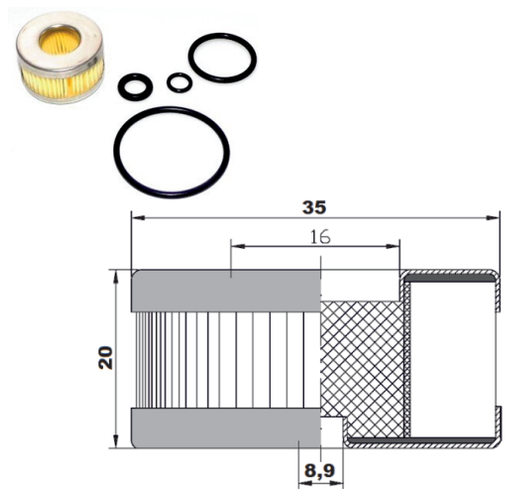

kod Imielin	nazwa
93-41	Papierowy filtr OMB – faza ciekła, z siatką wzmacniającą z oringami

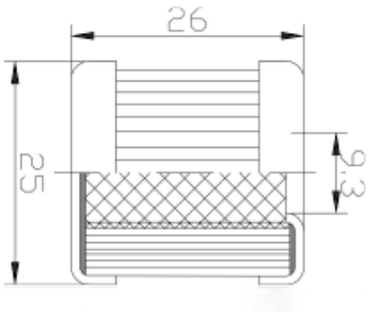

ODPOWIETRZNIKI
BLEEDER SCREWS
ШТУЦЕРЫ ПРОКАЧКИ

kod	gwint	samochód		
ODP. 1	M8x1.25	MERCEDES-BENZ, OPEL, VAUXHALL,		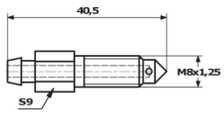
ODP. 2	M8x1.25	MERCEDES-BENZ, OPEL, SAAB, SKODA, VAUXHALL, VOLVO		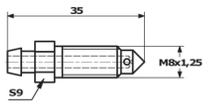
ODP. 3	M6x1	AUDI, SUBARU, VW		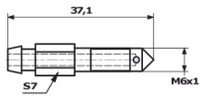
ODP. 4	M8x1.25	CITROEN, HONDA, MERCEDES-BENZ, OPEL, SKODA, VAUXHALL		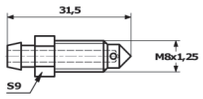
ODP. 5	M10x1	DAIHATSU, HONDA, MITSUBISHI, NISSAN-DATSUN, ROVER, SUBARU, SUZUKI, TOYOTA, VW		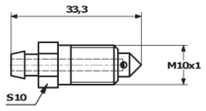
ODP. 6	M10x1	BLMC, FIAT, FORD, OM, TALBOT-SIMCA, TRIUMPH, VOLVO		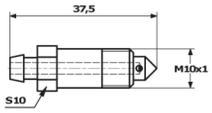
ODP. 7	M10x1	FORD, TOYOTA, VW		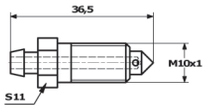
ODP. 8	M6x1	AUDI, BMW, SAAB, VW		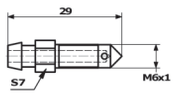

ODPOWIETRZNIKI
BLEEDER SCREWS
ШТУЦЕРЫ ПРОКАЧКИ

kod	gwint	samochód		
ODP. 9	M10x1	ALFA ROMEO, BLMC, CITROEN, FIAT, FORD, HYUNDAI, MERCEDES-BENZ, PEUGEOT, PRINCESS, SAAB, VOLVO, VW		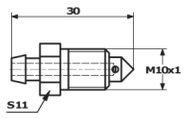
ODP. 10	M12x1	FORD		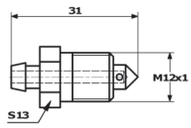
ODP. 11	3/8"X24UNF	BLMC, FORD, HILLMAN, HUMBER, SINGER, SUNBEAM, TALBOT-SIMCA, VAUXHALL, VOLVO		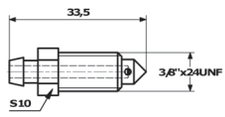
ODP. 12	M7x1	ALFA ROMEO, BLMC, BMW, CITROEN, DACIA, DAIHATSU, FORD, ISUZU, MAZDA, NISSAN-DATSUN, PEUGEOT, RENAULT, SEAT,TALBOT-SIMCA, VOLVO, VW		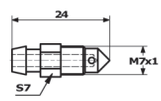
ODP. 13	M7x1	LUCAS, ALFA ROMEO, BLMC, BMW, CITROEN, DACIA, DAIHATSU, FORD, ISUZU MAZDA, NISSAN-DATSUN, PEUGOET, RENAULT, SEAT, TALBOT-SIMCA, VOLVO, VW		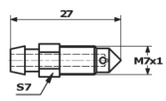
ODP. 14	M7x1	ALFA ROMEO, BLMC, FORD, MAZDA, PEUGEOT, RENAULT, TALBOT- SIMCA, TOYOTA, VOLVO		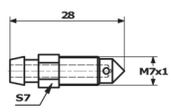
ODP. 15	M8x1.25	FORD, MERCEDES-BENZ		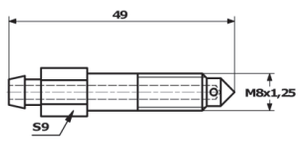

ODPOWIETRZNIKI
BLEEDER SCREWS
ШТУЦЕРЫ ПРОКАЧКИ

kod	gwint	samochód		
ODP. 16	M7x1	ALFA ROMEO, AUDI, BMW, CITROEN, DAF, DAIHATSU, FIAT, FORD, MAZDA, MITSUBISHI, PEUGEOT, RENAULT, SAAB, SUBARU, TALBOT-SIMCA, TOYOTA, VW.		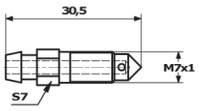
ODP. 17	M7x1	LUBLIN ALFA ROMEO, AUDI, BMW, CITROEN, DAIHATSU, OPEL, PEUGOET, SUBARU, TALBOT-SIMCA, VAUXHALL, VOLVO, VW		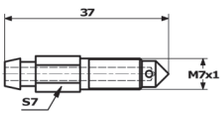
ODP. 18	M7x1	MERCEDES-BENZ, MITSUBISHI, OPEL, SAAB, TALBOT- SIMCA, TOYOTA, VAUXHALL,		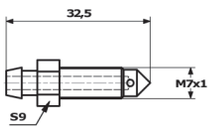
ODP. 19	M8x1	FORD, MAZDA		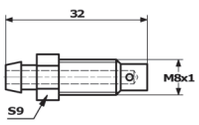
ODP. 20	M8x1	MAZDA, OPEL, VAUXHALL,		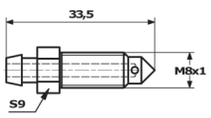
ODP. 21	M8x1	MAZDA		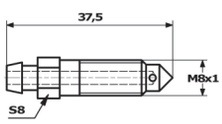
ODP. 22	M8x1.25	CITROEN		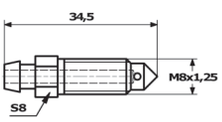
ODP. 23	M7x1	FORD,		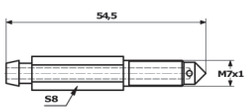

ODPOWIETRZNIKI
BLEEDER SCREWS
ШТУЦЕРЫ ПРОКАЧКИ

kod	gwint	samochód		
ODP. 24	M8x1.25	ALFA ROMEO, AUTOBIANCHI, CITROEN, FIAT, HONDA, LADA, LANCIA, PEUGEOT, POLMO, ROVER, SEAT, TALBOT-SIMCA, VANDEN PLAS, ZASTAWA		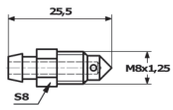
ODP. 25	M10x1.25	HONDA		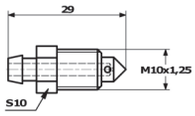
ODP. 26	1/4"X28UNF	BLMC, VAUXHALL		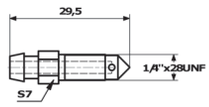
ODP. 27	3/8"X24UNF	BLMC, FORD, MG, RILEY, VANDEN PLAS, WOLSELEY		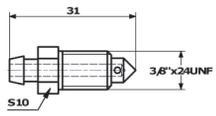
ODP. 28	3/8"X24UNF	BLMC, FORD, HILLMAN, JAGUAR, LOTUS, MORGAN, ROVER, SAAB, SUNBEAM, TALBOT-SIMCA, TRIUMPH, VAUXHALL		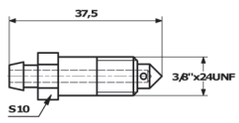
ODP. 29	1/4"X28UNF	IVECO, VOLVO		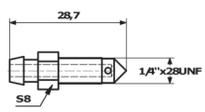
ODP. 30	1/4"X28UNF	SPECIAL FOR REBUILDING VOLVO		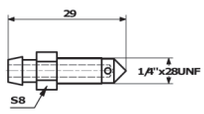
ODP. 31	8x1.25	CINQUECENTO, SEICENTO, LUKAS		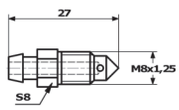

ODPOWIETRZNIKI
BLEEDER SCREWS
ШТУЦЕРЫ ПРОКАЧКИ

kod	gwint	samochód
ODP. 32	10x1	Żuk, Lublin
ODP. 33	10x1,5	Cadillac, Chevrolet, Chrysler, Ford, Opel, Pontiac
ODP. 34	10x1	
ODP. 35	8x1,25	
ODP. 36	7/16"x20 UNF	
ODP. 37	10x1	Mercedes z oringiem
ODP. 38	10x1	Tico - przód
ODP. 39	10x1	Tico - tył
ODP. 40	8x1,25	Mercedes Unimog


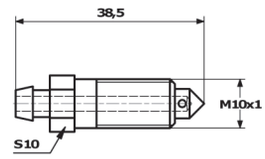

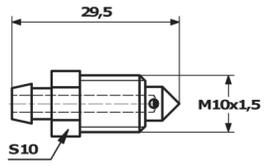

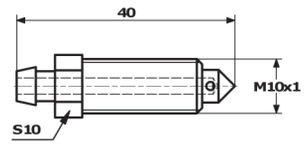

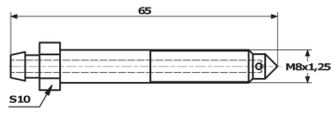


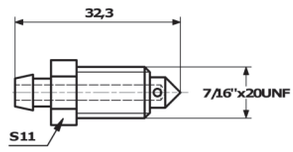


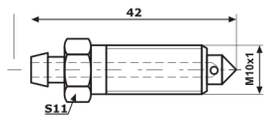

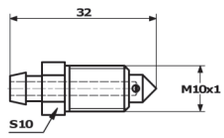


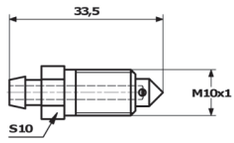

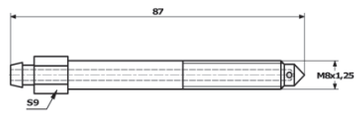

ODPOWIETRZNIKI
BLEEDER SCREWS
ШТУЦЕРЫ ПРОКАЧКИ

kod	gwint	samochód	
ODP. 41	10x1,25	Honda, Rover	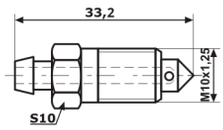
ODP. 42	10x1		 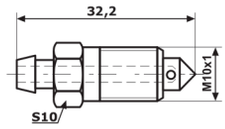
ODP. 43	8x1	Hyundai, Kia, Mazda, Mitsubishi, Suzuki	 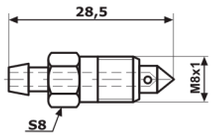
ODP. 44	8X1		 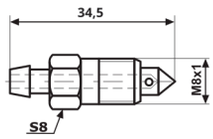
ODP. 45	5/6"x24 UNF	Hyundai, Kia	 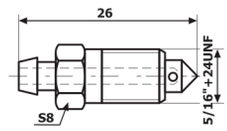
ODP. 46	Reperaturka mała	Adapter do regeneracji odpowietrzników 1/8"x27 NPTF pdpowietrznik 48	
ODP. 47	Reperaturka duża	Adapter do regeneracji odpowietrzników 1/4"x18 NPTF pdpowietrznik 42	
ODP. 48	6X1		 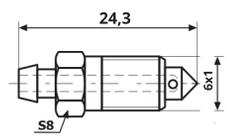

LISTA STOSOWANYCH ZŁĄCZEK

LIST OF NIPPLES

СПИСОК ПРИМЕНЯЕМЫХ НАКОНЕЧНИКОВ / СОЕДИНИТЕЛЕЙ

kod	gwint		
KOŃ. TYP 1	10X1.25		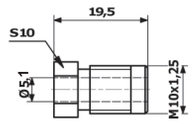
KOŃ. TYP 2	10X1		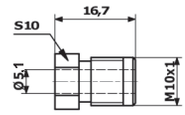
KOŃ. TYP 2DF	10X1		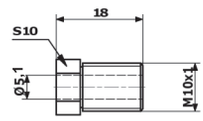
KOŃ. TYP 2X	10X1		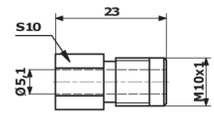
KOŃ. TYP 3	12X1 RURKA 4.8		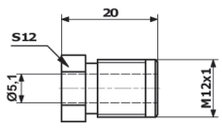
KOŃ. TYP 4	12X1 /RURKA 6/		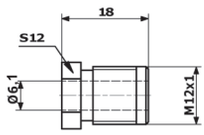
KOŃ. TYP 5	3/8"X24 UNF		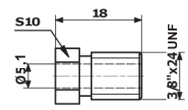
KOŃ. TYP 6	10X1		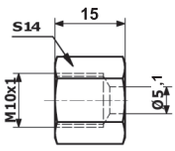

LISTA STOSOWANYCH ZŁĄCZEK

LIST OF NIPPLES

СПИСОК ПРИМЕНЯЕМЫХ НАКОНЕЧНИКОВ / СОЕДИНИТЕЛЕЙ

kod	gwint		
KOŃ. TYP 7	12x1		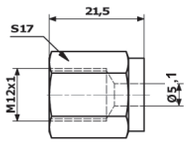
KOŃ. TYP 8	3/8"x24 UNF		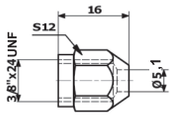
KOŃ. TYP 9	10x1		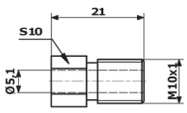
KOŃ. TYP 10	3/8"x24 UNF		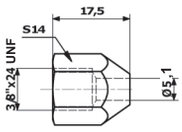
KOŃ. TYP 11	7/16"x20 UNF		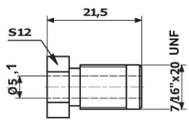
KOŃ. TYP 12	10x1.25		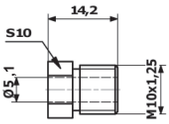
KOŃ. TYP 13	3/8"x24 UNF		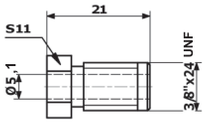
KOŃ. TYP 14	12x1		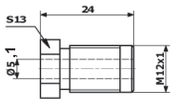

LISTA STOSOWANYCH ZŁĄCZEK

LIST OF NIPPLES

СПИСОК ПРИМЕНЯЕМЫХ НАКОНЕЧНИКОВ / СОЕДИНИТЕЛЕЙ

kod	gwint		
KOŃ. TYP 15	10x1		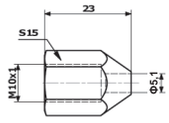
KOŃ. TYP 16	3/8"x24 UNF		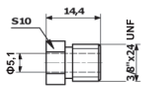
KOŃ. TYP 17	12x1		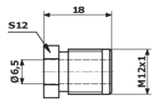
KOŃ. TYP 18	10x1		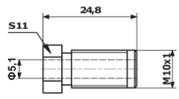
KOŃ. TYP 19	3/8"x20 UNF		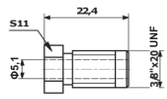
KOŃ. TYP 20	7/16"x20 UNF		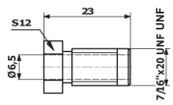
KOŃ. TYP 21	1/2"x20 UNF		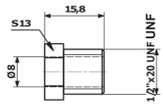
KOŃ. TYP 22	10x1		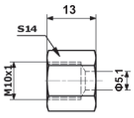
KOŃ. TYP 23	10x1		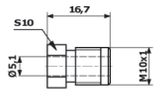

LISTA STOSOWANYCH ZŁĄCZEK

LIST OF NIPPLES

СПИСОК ПРИМЕНЯЕМЫХ НАКОНЕЧНИКОВ / СОЕДИНИТЕЛЕЙ

kod	gwint		
KOŃ. TYP 24	12x1.25		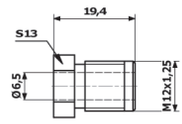
KOŃ. TYP 25	12x1.25		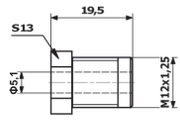
KOŃ. TYP 26	7/16"x24 UNF		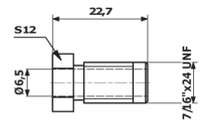
KOŃ. TYP 27	7/16"x20 UNF		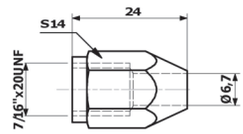
KOŃ. TYP 28	7/16"x24 UNF		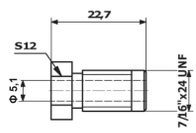
KOŃ. TYP 29	7/16"x24 UNF		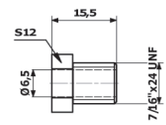
KOŃ. TYP 30	1/2"x20 UNF		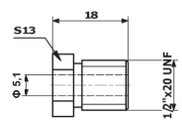
KOŃ. TYP 31	M8x1.25		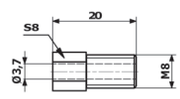
KOŃ. TYP 32	9x1.25		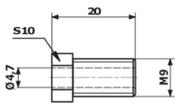

LISTA STOSOWANYCH ZŁĄCZEK

LIST OF NIPPLES

СПИСОК ПРИМЕНЯЕМЫХ НАКОНЕЧНИКОВ / СОЕДИНИТЕЛЕЙ

kod	gwint		
KOŃ. TYP 33	10x1		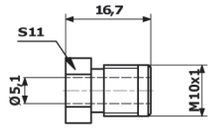
KOŃ. TYP 34	12x1.25		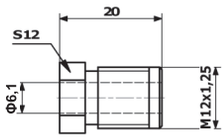
KOŃ. TYP 35	12x1.25		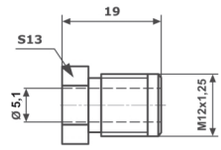
KOŃ. TYP 36	12x1		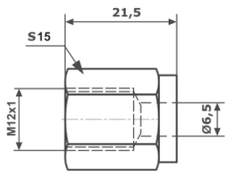
KOŃ. TYP 37	12x1,5 / nakrętka wtrysku/		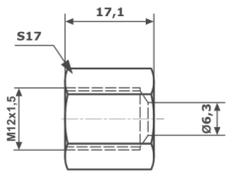
KOŃ. TYP 38	14x1,5 / nakrętka wtrysku/		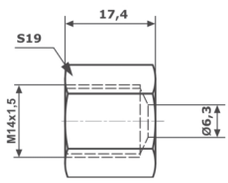
KOŃ. TYP 39	10x1		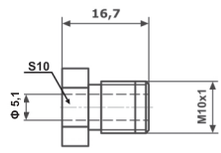
KOŃ. TYP 40	10x1		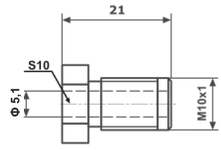

LISTA STOSOWANYCH ZŁĄCZEK

LIST OF NIPPLES

СПИСОК ПРИМЕНЯЕМЫХ НАКОНЕЧНИКОВ / СОЕДИНИТЕЛЕЙ

kod	gwint		
KOŃ. TYP 41	3/8"x24 UNF		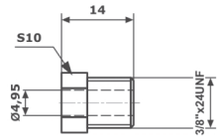
KOŃ. TYP 42	7/16"x24 UNF		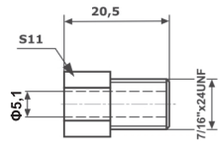
KOŃ. TYP 43	7/16"x20 UNF		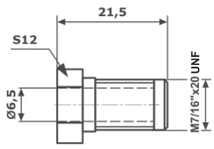
KOŃ. TYP 44	12x1		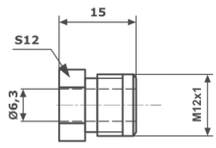
KOŃ. TYP 45	12x1		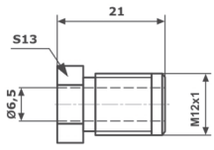
KOŃ. TYP 46	12x1		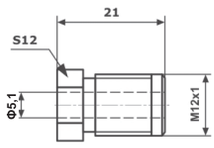
KOŃ. TYP 47	12x1		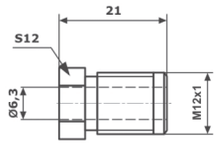
KOŃ. TYP 48	16x1,5		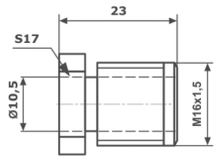
KOŃ. TYP 49	14x1,5		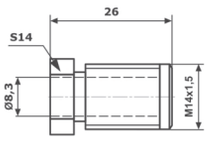

LISTA STOSOWANYCH ZŁĄCZEK

LIST OF NIPPLES

СПИСОК ПРИМЕНЯЕМЫХ НАКОНЕЧНИКОВ / СОЕДИНИТЕЛЕЙ

kod	gwint		
KOŃ. TYP 50	14x1,25		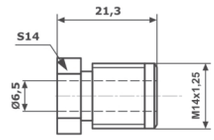
KOŃ. TYP 51	14x1		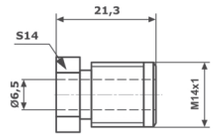
KOŃ. TYP 52	14x1,5		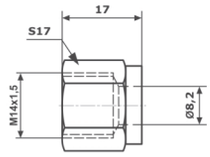
KOŃ. TYP 53	10x1		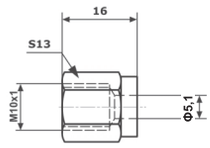
KOŃ. TYP 54	14x1,5		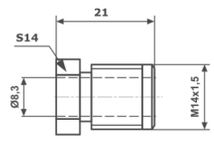
KOŃ. TYP 55	10x1 ZAŚLEPKA		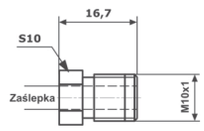
KOŃ. TYP 56	3/8"x24 UNF		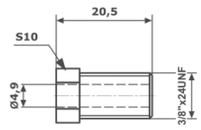
KOŃ. TYP 57	7/16"x24 UNF		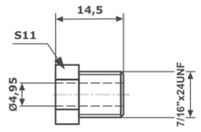
KOŃ. TYP 58	3/8"x24 UNF		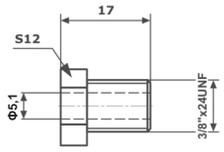

LISTA STOSOWANYCH ZŁĄCZEK

LIST OF NIPPLES

СПИСОК ПРИМЕНЯЕМЫХ НАКОНЕЧНИКОВ / СОЕДИНИТЕЛЕЙ

kod	gwint		
KOŃ. TYP 59	7/16"x20 UNF		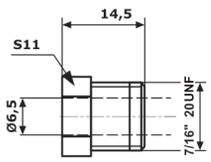
KOŃ. TYP 60	7/16"x20 UNF		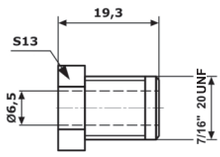
KOŃ. TYP 61	7/16"x20 UNF		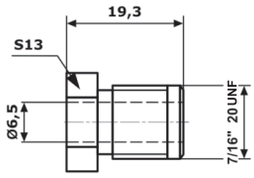
KOŃ. TYP 62	G1/4" BSPP		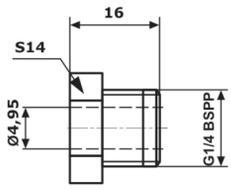
KOŃ. TYP 63	G1/4" BSPP		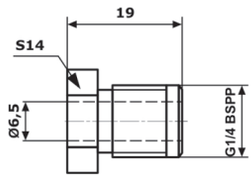
KOŃ. TYP 64	7/16"x20 UNF		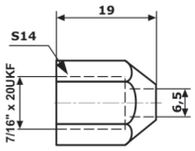
KOŃ. TYP 65	9/16" - 18 UNF		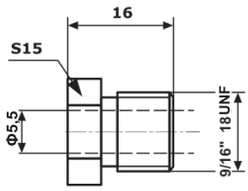
KOŃ. TYP 66	9/16" - 18 UNF		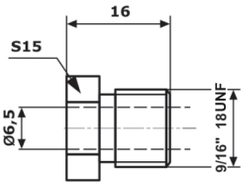
KOŃ. TYP 67	8X1		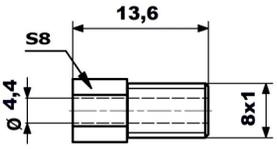

LISTA STOSOWANYCH ZŁĄCZEK

LIST OF NIPPLES

СПИСОК ПРИМЕНЯЕМЫХ НАКОНЕЧНИКОВ / СОЕДИНИТЕЛЕЙ

kod	gwint	
KOŃ. TYP 68	14X1	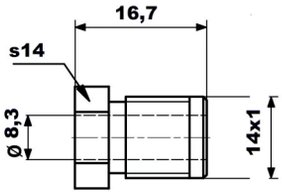
KOŃ. TYP 69	14X1	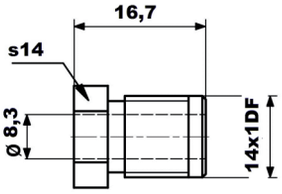
KOŃ. TYP 70	G1/4" BSPP	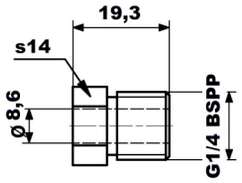
KOŃ. TYP 71	16X1,5	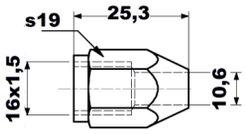
KOŃ. TYP 72	16X1,5	 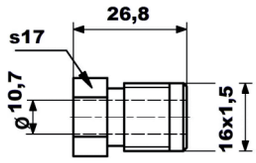
KOŃ. TYP 73	14X1,5	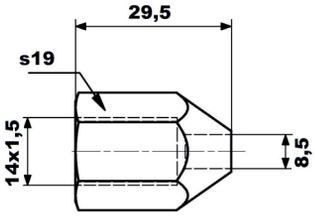
KOŃ. TYP 74	1/2"X20 UNF	 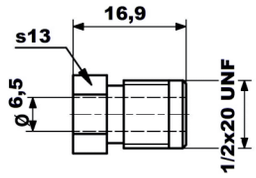
KOŃ. TYP 75	5/8"X18 UNF	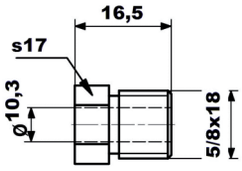
KoŃ. TYP 76	12 x 1,25	 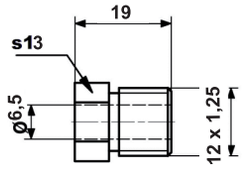

LISTA STOSOWANYCH ŚRUB PRZEWODU ELASTYCZNEGO

LIST OF SCREWS AND BOLTS FOR FLEXIBLE PIPES

СПИСОК ПРИМЕНЯЕМЫХ БОЛТОВ И ВИНТОВ ДЛЯ ГИБКИХ ТРУБОПРОВОДОВ

NR.	INDEX	RYSUNEK
Śruba - 1	3/8" 24UNF/30S14	 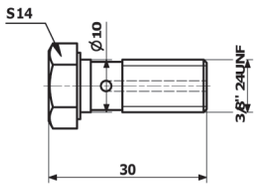
Śruba - 2	10X1/24/S14	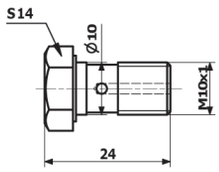
Śruba - 3	10X1/27/S14	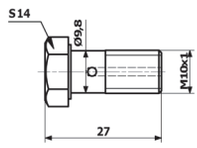
Śruba - 4	10X1/32,2/S16	 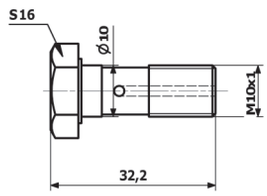
Śruba - 5	10X1/30/S14	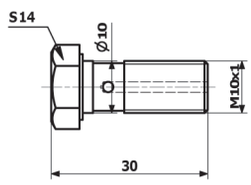
Śruba - 6	12X1/28/S17	 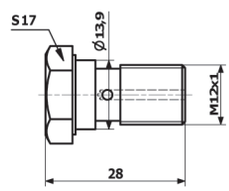
Śruba - 7	12X1/28,9/S17	 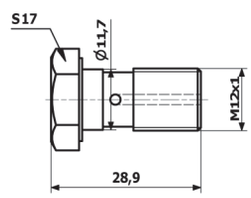

LISTA STOSOWANYCH ŚRUB PRZEWODU ELASTYCZNEGO

LIST OF SCREWS AND BOLTS FOR FLEXIBLE PIPES

СПИСОК ПРИМЕНЯЕМЫХ БОЛТОВ И ВИНТОВ ДЛЯ ГИБКИХ ТРУБОПРОВОДОВ

NR.	INDEX	RYSUNEK	
Śruba - 8	12X1/24/S17		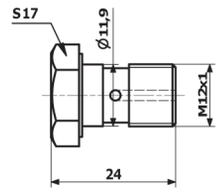
Śruba - 9	10X1,5/31,1/S16		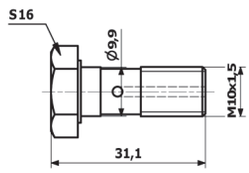
Śruba - 10	10X1,5/28,1/S16		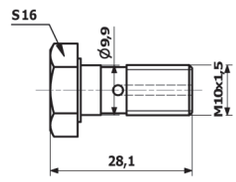
Śruba - 11	10X1,5/30,4/S16		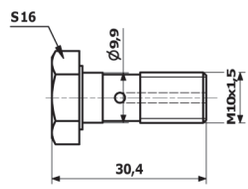
Śruba - 12	10X1,25/30/S14		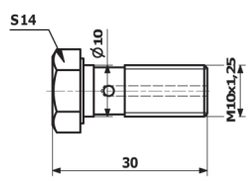
Śruba - 13	10X1,25/24/S14		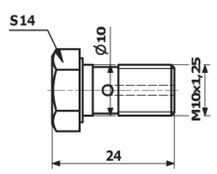
Śruba - 14	12X1,25/34/S16		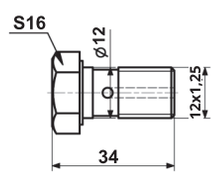

NARZĘDZIA
BRAKE PIPE FLARING TOOLS
ИНСТРУМЕНТЫ

NAZWA		
FTD 350	Przyrząd do zarabiania przewodów hamulcowych -miedzianych -midziano/niklowych -stalowych O średnicy: 4,75mm, 6,00mm, 1/4", 5/16", 3/8"	
FTD 250	Przyrząd do zarabiania przewodów hamulcowych -miedzianych O średnicy: 4,75mm, 6,35mm, 5/16", 3/8", 7/16", 1/2", 5/8"	
FTD 414	Przyrząd do zarabiania przewodów hamulcowych -miedzianych -midziano/niklo wych -stalowych O średnicy: 4,75mm, 6,00mm, 6,35mm	
Przecinarka z gradownikiem	Przecinarka z gradownikiem do rur miedizianych o średnicy 3-16mm	
Gradownik	gradownik do rur	
Giętarka	Giętarka do rur o średnicy 3-6mm kąt gięcia 0°-90°	

RURKA W ZWOJACH

BRAKE PIPES IN COILS

ТОРМОЗНЫЕ ТРУБКИ В БУХТАХ

Rurka miedziana CU EN 12449 w zwojach

Średnica zew. ø	*Dostępne długości*
4,76 + 0,9	5m, 10m, 15m, 20m, 25m, 30m, 40m, 50m, 100m.
4,80 + 0,8	5m, 10m, 15m, 20m, 25m, 30m, 40m, 50m, 100m.
6,00 + 1,0	5m, 10m, 15m, 20m, 25m, 50m.
6,35 + 0,8	5m, 10m, 15m, 20m, 25m, 50m.
8,00 + 0,8	5m, 10m, 15m, 20m, 25m.
10,00 + 1,0	5m, 10m, 15m, 20m, 25m.
12,00 + 1,0	5m, 10m, 15m, 20m, 25m,

PRZEMYSŁOWY INSTYTUT MOTORYZACJI
JEDNOSTKA CERTYFIKUJĄCA WYROBY - OŚRODEK JAKOŚCI

PIMOT

CERTYFIKAT Nr 19/15

uprawniający do oznaczania wyrobu zastrzeżonym znakiem bezpieczeństwa
(udzielony wg programu certyfikacji typu 5 wg PN-EN ISO/IEC 17067:2014)

Nazwa i adres posiadacza certyfikatu:	SPYRA "PRZEWODY HAMULCOWE I METALE KOLOROWE" SPÓŁKA JAWNA ul. Karola Miarki 33A 41-407 Imielin
Nazwa i adres producenta wyrobu:	SPYRA "PRZEWODY HAMULCOWE I METALE KOLOROWE" SPÓŁKA JAWNA ul. Karola Miarki 33A 41-407 Imielin
Nazwa wyrobu:	Przewody hamulcowe z rur miedzianych
Typ (odmiany):	Według katalogu wyrobów edycja z dn. 01.08.2015 r.
Wyrób spełnia wymagania bezpieczeństwa zawarte w:	BN-90/3617-09
Zgodnie ze sprawozdaniem z badań wykonanym przez:	Przemysłowy Instytut Motoryzacji
Numer sprawozdania:	BZS/M.038.15C
Data:	31-08-2015

Prawo do oznaczania w okresie od **06-11-2015** do **05-11-2018** dotyczy wyłącznie egzemplarzy wyrobu posiadających identyczne właściwości (parametry) jak przedstawiony do badań wzór (wzory) i odpowiadających wymaganiom określonym powyżej.

KIEROWNIK OŚRODKA JAKOŚCI
mgr inż. Roman Nadratowski

PRZEMYSŁOWY INSTYTUT MOTORYZACJI

DYREKTOR
dr inż. Andrzej Muszyński
prof. PIMOT

Warszawa, dn. 06-11-2015
PIMOT, ul. Jagiellońska 55, 03-301 Warszawa



SPYRA PRZEWODY HAMULCOWE
I METALE KOLOROWE: SPÓŁKA JAWNA
41-407 Imielin
ul. Miarki 33 a
NIP: 6462757077 KRS: 0000273557

PRZEWODY HAMULCOWE:
Imielin ul.Miarki 30
tel 32 22 26 207
fax: 32 222 32 61
e-mail: magdalena-spyra@wp.pl



METALE KOLOROWE
Imielin ul. Miarki 33a
tel: 32 22 58 600
fax: 32 22 23 261
e-mail: metale-spyra@wp.pl
allegro: metalespyra

METALE KOLOROWE:
Będzin ul. Bema 14
tel: 32 267 64 11
fax: 32 761 46 99
e-mail: metale-bedzin@wp.pl